



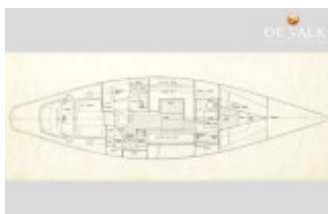


Nicholson 43

Camper & Nicholson's (GB), Segelyacht, Gebrauchtyacht, GB Levington

€ 63.270,-

MwSt. bezahlt





Details

Baujahr: 1971
Erstwasserung: 0
Länge: 13,00 m
Breite: 3,00 m m
Tiefgang: 2 m
Gewicht: 9000 kg
Motortyp: Nicholson 43
Motoranzahl: 1
Kraftstoffart: diesel
PS/kW: 54 / 40
Frischwasser: 205 l
Kraftstoff: 91 l
Kojen: 5
WC/Nasszelle: 0
Trailer: ohne Trailer

Ausstattungen

Beschreibung

One of the classics, the **Nicholson 43** is a beautiful and elegant yacht that is well balanced and sails to windward like a dream and has spacious accommodation with good sea berths. They were designed and built by Camper and Nicholsons, "Dark Horse" was built in 1971 for Lloyds Bank Sailing Club, number 29 of 37 built. The yacht was refitted by her previous owner between 2001 and 2014, since when her current owner has continued the care and maintenance. Viewing by appointment via our Suffolk Office - 01473 659681

Accommodation

Offering up to seven berths in a traditional layout. The forward cabin has a double V berth with an infill. Deck opening hatch and good storage. Moving aft you move into the full width moulded heads compartment. Wash basin, Baby Blake marine toilet with electric conversion. Pull out shower head with teak grating and auto discharge pump. Pressurised hot and cold water to the heads. In the saloon there is a spacious U shaped settee to port with cupboards outboard. Fixed drop leaf table to centre, with a single settee berth to starboard with stowage beneath and outboard, pilot berth. The forward facing chart table is in the port quarter with the instrument console and custom breaker board. Navigators berth behind The L shaped galley is opposite to starboard with a marbled work surface. Force Ten three burner gimbaled cooker with oven and grill, stainless steel sink with manual discharge pumps, as well as pressurising hot & cold water. Large top opening cool box with 12v fridge unit, top opening dry locker and stowage lockers above and below work surface. The interior is painted white and varnished teak internal joinery. Blue / grey fabric upholstery – Renewed 2018. Webasto diesel fired cabin heating.

Mechanical Systems

Located underneath the companionway stairs is the Nanni N4.50 54HP four cylinder diesel engine, fitted new in 2002. Fresh water cooled via a heat exchanger. Reverse mounted with hydraulic "V" drive gearbox. Shaft driven MaxProp 17.5" feathering propeller. Flexible mounts. Electric start. Single lever controls. Engine hours: Approximately 2,700. Annually serviced.

Electrical Systems

Two 12 volt 100ah domestic batteries 12 volt engine start battery 12 volt auxiliary battery Alternator charging Efoy 1200 fuel cell charger 240 volt shore power system with outlets Immersion heater Battery charger Solar panel

Spars & Rigging

Masthead rigged Bermudan sloop. Grey painted single spreader keel stepped alloy mast and boom. Tw Reckman

headsail furling gear systems. Stainless steel standing rigging with backstay adjuster (2019). Terylene running rigging. Spinnaker pole adjustable mast track. Deck stowed spinnaker pole. Jockey pole. Genoa tracks with adjustable cars. Two Lewmar 52 self tailing sheet winches. Two Barient 22-39 sheet winches. Lewmar 8 mainsheet winch. Two halyard winches on the mast. One Lewmar 40 reefing winch on mast. Mainsail wire halyard on a captive winch. Mainsail – 2019 by Ratsey, Full battened, slab reefing. 140% Genoa – 2019 by Ratsey No.3 Jib (Solent Jib) 2020 by Gowan Sails Cruising chute with Dark Horse logo – 2020 by Ratsey

Deck Equipment

S/steel Pulpit, pushpit, stanchions and guard wires with gates 45lb CQR anchor with chain & warp. Lewmar VX Vertical electric anchor windlass Bruce anchor and chain plus warp. Bow & stern mooring cleats and fairleads Full winter cover Various fenders and warps Grey folding sprayhood on s/s frame – Dolphin Sails (2018)

Navigation Equipment

Binnacle compass. B&G Hydra instrument system with 2 x FFD displays and 6 x analogue displays. B&G Hydra / Whitlock autopilot. Yeoman active chart table. ICS Nav 6+ Navtex. Icom M501 VHF R/T. Icom DSC100 DSC controller. Raytheon C120 GPS plotter with mast mounted radome. Raymarine AIS (send and receive) Phillips MK6 GPS (needs new antenna)

Safety Equipment

Manual bilge pump Electric bilge pump Horseshoe lifebuoy

Construction

Built in 1971 by Camper & Nicholson to their own design. Grey painted GRP hull – over laminated and epoxied beneath waterline in 2001. Fin keel with encapsulated lead ballast. Wheel steering to skeg hung rudder. Teak laid GRP side decks – teak replaced/made good as required in 2001. Coachroof varnished ply trunking & sheathed cream painted roof. White GRP aft cockpit. Varnished raised bulwarks and capping, margin boards, king plank. Teak laid cockpit seats and teak sole grating

Disclaimer

The company normally acts as brokers for the vendor who unless otherwise stated is not selling in the course of a business. Whilst every care has been taken in the preparation of these particulars the correctness is not guaranteed and they are intended as a guide only and do not constitute a part of any contract. A prospective buyer is strongly advised to check these particulars and where appropriate and at his own expense to employ a qualified marine surveyor to carry out a survey and/or to have an engine trial conducted which if conducted by us shall not imply any liability on our part. General note on safety equipment: Any safety equipment such as liferaft, fire extinguishers and flares etc., are usually personal to the current owner(s) and if being left on board as part of the sale of a used vessel, may require routine servicing, replacement, or changing to meet a new owner's specific needs.

Kontakt



Verkäufer: gewerblich

Clarke & Carter Interyacht Ltd

Suffolk Office

Telefon: +44 (0)1473659681

Telefax: +44 (0)1473659758

<https://www.clarkeandcarter.co.uk/>

suffolk@clarkeandcarter.co.uk