




Nimbus 365 Coupé (New)

Nimbus (SE), Motor, Brugt yacht, Deutschland Schweden

€ 279.000,-

EU-beskattet, VAT paid, Moms inkluderet





Detaljer

Konstruktionsår: 2012
 Første søsætning: 0
 Stat: velholdt
 Længde: 11,56 m
 Bredde: 3,50 m m
 Dybgang: 1,15 m
 Vægt: 7000 kg
 Materiale Skrog: GRP
 Materiale Konstruktion: GRP
 Drive:
 Motortype: Volvo Penta D4-225 EVC
 Antal modeller: 2
 Brændstoftype: Diesel
 Hk/kW: 2 / 2
 Antal timer i drift: 700
 Ferskvandsbeholder: 270 l
 Brugsvand: 100 l
 Motorbrændstof: 700 l
 Kabiner: 2
 Køjer: 4
 WC-rum/vådelement: 1
 Tidligere ejere: 2 previous owners

Udstyr

Beskrivelse

Immaculate Nimbus 365 Coupe 2x Volvo Penta D4-225 EVC 2012 for sale in Sweden!

Offer price:
 279.000 EUR (VAT paid)

Description:

cription:Are you looking for a well-maintained and well-equipped Nordic cabin boat in the absolute premium class in the size 35-40 feet in the price class 250.000 - 300.000 EUR? Don't miss the opportunity to buy this extremely well-maintained Nimbus 365 Coupe with twin Volvo Penta D4-225 EVC diesels with shaft drive and low operating hours that is heavily upgraded and exemplary well-serviced and maintained!

Thanks to the boat's twin Volvo Penta D4 engines with shaft drive, this Nimbus 365 Coupe offers a stable optimal ride in the water, unbeatable maneuvering characteristics and the added security that the boat can still be driven and maneuvered if an unexpected problem with the operation of one of the engines should arise while you are out with the boat.

Several nice pluses with this Nimbus 365 Coupe which has an impressive high finish thanks to new 3-step polishing/waxing of the entire boat and new treatment of all teak decks every year are its bow and stern thrusters which make the boat very easy to handle when maneuvering the boat in port and in tougher weather conditions with strong winds. This is a boat for you as a skipper who always wants to feel maximum safety when you and your party use the boat.

The boat's design and layout are optimal for our Nordic and central european weather conditions. The boat's sidewalk design where the starboard side deck is the widest, deepest and safest in the class gives you and your crew a nice feeling of security when it's time to set out and to berth. The large foredeck with a large inviting sunbed for 4 people, cup holders and grab rails is a lovely place for enjoyment for you and your party during the warm and sunny days of the season. The recessed sliding door in the boat's well-designed wheelhouse out to the SB side deck means that you can quickly and easily handle the boat yourself at all times. The large, deep integrated bathing platform with fold-down bathing ladder, double drained storage compartments & fender holders offers space for a rib of around 3 meters.

The Nimbus 365 Coupe is built for those who want to enjoy boating from early pre-season to late post-season and advocates social activities, comfortable accommodation, easy handling and long-distance trips. The hull, which is a displacement hull, i.e. the boat can be driven at all speeds up to maximum speed, together with the fuel-efficient Volvo Penta D4-225 diesels and its shaft drive, gives the boat impressively low fuel consumption even at higher speeds.

The layout of the boat is perfect for the family or couple who want to be able to use both the aft deck and the salon for socializing with guests. On the aft deck, which offers an L-shaped sofa with a retractable rear section (towards the inside of the transom) with a large folding teak table, 5 people can sit comfortably at the table. When placing 3 folding chairs next to the table, a full 8 people can sit at the table and socialize.

The boat's very inviting, bright and cozy salon, which has recessed LED decorative lighting, which further enhances the atmosphere, is the place to socialize when the outside temperature drops. The large electrically openable sun hatches in dark-tinted glass for opening the salon and wheelhouse during the warm and sunny days of the season are perfectly placed in the cabin ceiling. In the U-shaped sofa group right above the boat's large recessed, well-equipped kitchen (with well-thought-out solutions for waste and pantry) that you find directly to starboard after entering the salon from the aft deck, 5 people can sit comfortably around a laid table. The teak folding table is also a perfect cocktail table with the flap part folded up. The front part of the U-sofa can easily be flipped over to a forward-facing passenger sofa for 2 people and the sofa group can also be folded down to an extra comfortable double bed when there are several of you who will be sleeping on board.

In the front saloon/wheelhouse there is an opening side window and a recessed pop-up Smart TV on the port side. In the wheelhouse, from where you as the skipper have an optimal panoramic view when you are manoeuvring the boat, there is a simple captain's seat with a folding front seat and a much appreciated captain's door with a high height out to the port side deck so that you as the skipper can quickly and easily move between the wheelhouse and deck when it is time to set out or berth with the boat.

After descending to the boat's lower deck via 2 steps with grab rails, you will find the boat's guest cabin with a large double bed, 2-seater sofa and plenty of storage and shelving and opening side windows amidships on the port side. Midway on the SB side is the boat's large bathroom with electric flush toilet with fresh water with separate water tank and large separate shower cabin with high standing height which also has its own entrance from the boat's large, cozy Master Cabin in the foredeck with large double bed with extra mattress, indirect LED decorative lighting, plenty of storage and shelving, opening side windows and opening roof hatch with blackout curtain & mosquito net.

The engine room in the Nimbus 365 Coupe is easy to access via the 2 large engine room hatches on the aft deck. All installations in the very well-planned engine room are easily accessible.

The boat, which is fully ready for the season, is shown in the water north of Gothenburg and is sold with a guarantee that the boat, its drivelines and all significant systems are fully functional at the time of the boat's sale & delivery. Delivery of the boat throughout Europe is offered.

Maintenance:

The boat is extremely well maintained & engine serviced every year since new. Always fully winterized after season & winter stored indoors in a heated hall. Shafts, rudders & propellers newly treated with PROPSPEED in spring 2025 - No more growth on the boat's drivelines & rudders! New treatment of all teak decks (sanding + oiling 2-3 layers with Golden Teak), new polishing & waxing of the entire boat (3-step treatment) & new bottom paint Mille NTC (color gray for salted waters) incl. new external zinc anodes in spring 2025. New engine service (change engine oil, oil filter, fuel filter, zinc anodes engines & impellers) incl. service of gear boxes in spring 2025. Injectors for both engines changed to new injectors in 2024. Previous engine service incl. service of gearboxes & replacement of heat exchanger, charge air cooler, crankcase ventilation filter, impeller & zinc anodes on both engines in 2023. Replacement of hull penetrations 2023. Previous polishing & waxing (3-step treatment) 2024, 2023, 2022 & 2021.

Specification:

Year: 2012

Origin: Sweden

Sold new: Germany

CE-class: B/max 8 pers

Colour: White

Interiour: Mahogny

Earlier owners: 4

Length: 11.56m

Width: 3.50m

Depth: 1.14m

Bridge clearence: 3.92m

Weight: 7.000kgs

Fuel 700l

Freshwater: 270l

Septic: 100l

Cabins: 2

Sleeps: 4+2

Seats: 5+7+2

Toilet/Shower: 1/2

Engine: 2x Volvo Penta D4-225 EVC

Number of hp: 2x225

Running hours: 700

Operation: Shaft

Cooling: Fresh water

Cruising speed: 20 knots

Maximum speed: 28kn

Fuel consumption: Approx. 2,2l/nm in Cruise

Upgrades 2022-2023:

New GPS-plotter Simrad NSX 3012 12"

New digital chart Discover

New NEP-2 network expansion port

New Ethernet/Adapter cable Simrad

New automatic trim tabs Zipwake 600-S

New control panel for Zipwake - Integrated in GPS plotter Simrad

New speakers DLS Marine 225i

New digital battery monitoring system Mastervolt Easyview 5

New steering wheel 5-spoke Mahogany Special - Nimbus Original Parts

New footrest teak for captain's seat (folding) - Nimbus Original Parts

New panel for instrument panel Special (right) - Nimbus Original Parts

New switch bow laser (etched) - Nimbus Original Parts

New push button searchlight Carling laser (etched) - Nimbus Original Parts

New switch on-off Carling - Nimbus Original Parts

Upgrades 2021-2022:

New LED lights Original Touch on aft deck, in saloon/wheelhouse, in cabins & in toilet

New TV LTC 22" on motor lift mounted in front saloon

New teak table in saloon - Nimbus Original Parts

New teak table incl. handle on aft deck - Nimbus Original Parts

New protective cover for teak table on aft deck - Nimbus Original Parts

Upgrades 2020-2021:

New battery bank - all 8x batteries changed to new batteries

New underwater lighting Aqua Under Waterlight with 3 light disks (blue color) in the stern

New bow ladder (removable) for the bowsprit in the bow - Nimbus Original Parts

Equipment:

Manuals & documentation

Bowsprit (integrated) with removable bow ladder in the bow - For easy boarding & disembarking

Open pulpit with grab rails in the bow - For easy boarding & disembarking

Sundeck with sun cushions (navy blue color) with protective cover, cup holder & grab rails on the foredeck

Side-walk design with wide sunken side deck along the starboard long side

Recessed LED decorative lighting on the starboard side deck

Large teak package - Teak on all decks & steps

Sun & privacy screens for windscreen & front side windows (black)

Electrically opening sun hatches in dark-tinted glass (2x) in the cabin roof

Sunshades for sun hatches

Captain's door (lockable) in wheelhouse out to starboard side deck

Openable side window in port front saloon

Canopy roof with recessed LED lighting & grab rail over front part of aft deck - Protects entrance to saloon/wheelhouse from wind, rain & sunlight

Complete aft canopy (impregnated & reinforced) in good condition (dark blue)

Large integrated bathing platform with fold-down/fold-out bathing ladder, 2x drained storage compartments & fender holders (on outside transom)

Shower with hot & cold water at bathing platform

Gas grill Magma Monterey II (model XL) for mounting on starboard rear pulpit/railing at aft deck

Water heater 22l

Diesel heater Eberspächer with exhaust on aft deck, in salon/wheelhouse, in cabins & toilet

Defroster Eberspächer with 9 exhausts in wheelhouse (under windshield)

Septic tank with emptying overboard & via deck valve

Hydraulic steering

Electric automatic trim system Wipwake S-Series 2023 - Integrated in GPS plotter/multi-screen

Side-power bow thruster

Side-power stern thruster

Electric anchor windlass Lewmar with stainless anchor & chain in bow - Controls in bow & in wheelhouse + remote controlled

Electric anchor windlass with stainless anchor & leaded line in stern - Remote controlled

Remote control for bow & stern thruster & for electric anchor windlass

Electric searchlight on mast - Remote controlled from wheelhouse

Underwater lighting with 3x light pucks in stern (blue color) 2022

Digital engine data Simrad + Volvo Penta

Tridata Volvo Penta (log, depth & water temp)

GPS plotter/multiscreen Simrad NSX 12" with echo sounder & radar

Autopilot Simrad with control panel

Radar Simrad 3G - Integrated in GPS plotter/multiscreen

VHF radio Simrad RS82

AIS Simrad

Compass

Satellite antenna

Windscreen wipers (integrated) with freshwater flushing (2x)

Stereo Pioneer Bluetooth with 2x new speakers DLS Marine 225i on aft deck & 2 speakers in wheelhouse

Pop-up TV (on electric lift) LTC 22" on starboard side wheelhouse 2022

Shore power 230v with circuit breaker

Shore power cable

230v socket

12v socket

5v socket (for charging mobile)

Battery bank with 8x85Ah batteries AGM 2021

Battery charger 100Ah/Inverter 2500w Mastervolt Mass Combi 12v

Digital battery monitoring Mastervolt Easyview 5 in saloon 2023
Isolation transformers Mastervolt (2x)
Solar panels Victron energy (2x) with SmartSolar charge controller MPPT 100/20 Bluetooth
Recessed kitchen in saloon (directly connected to aft deck) with indirect LED decorative lighting, double sinks in RF, hot & cold water, Eno gas stove with 2 burners & flame protection, Eno gas oven, Isotherm refrigerator with freezer compartment in RF, storage & shelving
Gas bottles 2x 2kg
Nimbus Original tableware for 6 people
Large U-sofa in saloon with front part reversible to 2-seater passenger sofa & height-adjustable folding table in teak for 5 people (table can be folded into a cocktail table with cup holder)
U-sofa can be converted into extra double bed
Dometic 36l freezer (12v) under the U-sofa
Retractable trash can in cabinet outside the U-sofa
Indirect LED decorative lighting in the saloon
LED ceiling lighting in the saloon/wheelhouse 2022
Blackout curtains in the saloon
Single captain's chair (adjustable) with fold-up front seat & fold-out footrest -23
Bathroom with double entrances (from Master cabin & hall) with electric flush toilet Jabsco*, separate shower cubicle, mirror cabinet, storage cabinet, opening side window & LED ceiling lighting
*Fresh water flushing from separate fresh water tank to the toilet
Master cabin in the forepeak with large double bed with extra mattress & indirect LED decorative lighting, drawers, wardrobes, storage compartments/storage areas, opening roof hatch with blackout curtain & mosquito net, opening side windows (2x) & LED ceiling lighting
Mid cabin with 2-seater sofa, double bed, wardrobe, opening windows (2x) & LED ceiling lighting
L-shaped sofa group for up to 6 people with new removable folding table (Nimbus Original) in teak on the aft deck (the table can be folded into a cocktail table with cup holders)
Storage space in sofa section on SB long side
Rear sofa section retractable (in front of transom) for maximum free space on aft deck
Storage room/Lazarette under hatch on aft deck
LED ceiling lighting on aft deck
LED deck lighting on aft deck
Engine room lighting
Electric & manual automatic bilge pump in engine room
Automatic fire extinguishing system Sea-Fire in engine room with manual trigger in wheelhouse
Boat hook
Flag holder
Fender holder 4x on transom
Fenders 6x with socks Nimbus Original
Mooring ropes

Kontakt



Leverandør: kommerciel
bcm-yachtsales GmbH

Herr Dirk Michels
Telefon: +49.(0)251 / 39 46 92 39
Fax: +49.(0)251 / 39 46 92 35
Mobile: +49.(0)151 / 14 23 53 23

<https://www.bcm-yachtsales.de>

info@bcm-yachtsales.de

© BoatNet 1996-2026 <https://www.boatnet.de/>